













TABELLE I.

N ^o	Abstand von einander der Rollen des Schlittenapparates von Du Bois-Reymond.	Contractionskurven des Zwerchfelles.		Quantität der Curarelösung (1:160).
1.	250.			
	80.			0,35
2.	300.			
	50.			0,4
3.	260.			
	40.			0,25